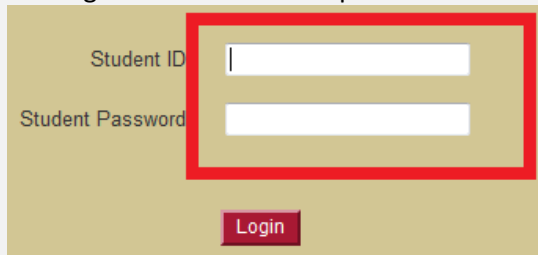


“HOW TO PRE-PAY FOR SDSUCARD ONLINE”

- Visit **www.sdsu.edu/SAS** → Click
- Log-in with SDSUId and password



- At the top right, Click **make payment**
- From the list of options, Click **Current Semester**

Summer 2019

Tuition and Fees, Parking, ID Card
Menu

- Select "**First SDSUcard (Required for All New Students)**"


First SDSUcard (Required for All New Students)

First SDSUcard (Required for All New Students)

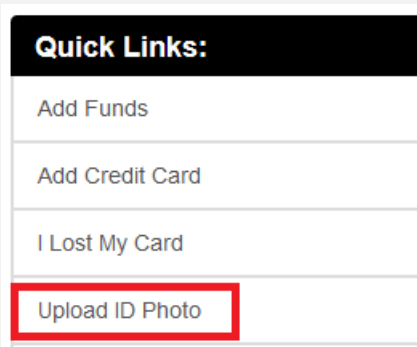
- Click **Add to Basket**, then **Checkout**
- Read the Cashnet Smartpay Terms then **Continue Checkout**
- Enter appropriate payment information & **Submit Payment**

“HOW TO UPLOAD VIA GET APP”

- Download the "GET Mobile" app and sign up for an account.



- Click on settings, then Upload photo



- Submit a recent color photo (no black and white photos) of yourself from the chest up with space above your head.
- Do not wear caps or sunglasses.
- You must submit a valid U.S. Government-issued photo ID with your photo to receive your ID
- Accepted forms of identification include:
 - Driver's license
 - Passport
 - Military ID
 - State ID

SDSUcard Office Hours

Monday – Friday 8:30 A.M.- 4:00 P.M.

Questions or concerns? Feel free to contact us:

PHONE (619) 594-6800 **EMAIL** sdsucard@sdsu.edu