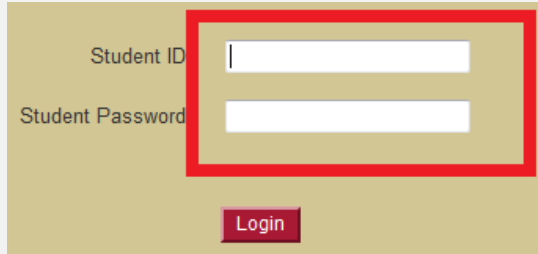


“HOW TO PRE-PAY FOR SDSUCARD ONLINE”

- Visit www.sdsu.edu/SAS → Click
- Log-in with SDSUId and password



Student ID

Student Password

Login

- At the top right, Click **make payment**
- From the list of options, Click **Current Semester**

Summer 2019

Tuition and Fees, Parking, ID Card
Menu

- Select "**First SDSUcard (Required for All New Students)**"

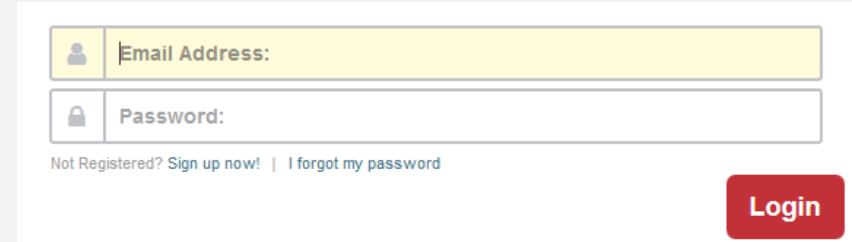
First SDSUcard (Required for All New Students)

First SDSUcard (Required for All New Students)

- Click **Add to Basket**, then **Checkout**
- Read the Cashnet Smartpay Terms then **Continue Checkout**
- Enter appropriate payment information & **Submit Payment**

“HOW TO UPLOAD PHOTO ONLINE”

- Sign up for an account at Get.cbord.com/SDSU



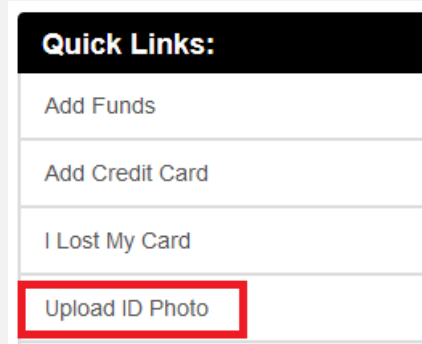
Email Address:

Password:

Not Registered? Sign up now! | I forgot my password

Login

- Click on Upload ID Photo



Quick Links:

- Add Funds
- Add Credit Card
- I Lost My Card
- Upload ID Photo**

- Submit a recent color photo (no black and white photos) of yourself from the chest up with space above your head.
- Do not wear caps or sunglasses.
- If your photo is accepted by **Friday July 6th**, your SDSUcard will be ready when you attend New Student Orientation.
- You must show a valid U.S. Government-issued photo ID to receive the card.
- Accepted forms of identification include:
 - Driver's license
 - Passport
 - Military ID
 - State ID

SDSUcard Office Hours

Monday – Friday 8:30 A.M.- 4:00 P.M.

Questions or concerns? Feel free to contact us:

PHONE (619) 594-6800 **EMAIL** sdsucard@sdsu.edu