

**AGENDA
CFAC Meeting**

**January 24, 2020
11:00 A.M.**

Lipinsky Center – SSW-1608

- 1. Review and Approval of November 22, 2019 Meeting Minutes**
(Attachment 1)
- 2. Informational Items**
 - a. 2018/19 Annual Campus Fee Report (Attachment 2)
 - b. Daily Aztec & KCR Radio Funding Options
 - c. President's Approval of Student Health and Wellness and IRA Fee Proposals: sdsu.edu/alternativeconsult
 - d. Housing 2020/21 Proposed Room and Meal Rates (Attachment 3)
- 3. Requests**
 - a. None
- 4. Action Items**
 - a. None
- 5. New Business**
- 6. Public Comment**
- 7. Reminder – Next Meeting Date – Friday, February 7, 2019 at 11:00 A.M. at the Student Account Services Conference Room – SSW 2620**

CAMPUS FEE ADVISORY COMMITTEE

November 22, 2019

MINUTES

ATTENDEES

Members:	David Ely	Radmila Prislín
	Rashmi Praba	T'Ante Sims
	Mark Wheeler	Mark Bruno
	Christian Onwuka	Kyla Blaylock
	Angelica Espinoza	Dustin Adkins
	George Scott	Sophie Chance
	Christian Holt	

Non-voting Members: Dana Smith

Guests: Approx. 20-25

The meeting was called to order at 11:08 A.M. by Christian Onwuka, CFAC Chair.

Review and Approval of November 8th Meeting Minutes

Mr. Onwuka introduced and reviewed the November 8th meeting minutes and asked if there were any questions; there were none.

Mr. Scott moved to approve the minutes and Ms. Espinoza seconded; the motion was approved unanimously.

Informational Items

a. Student Health & Wellness and Instructionally Related Activities Fee Results

Ms. Smith presented the Student Health & Wellness and Instructionally Related Activities fee results and provided information regarding the alternative consultation process. A total of 41 open forums were held at which students were provided with a 30 minute presentation about the proposed fee increases. Students were given the opportunity to ask questions and provide feedback during the forums. Students were also given a feedback form in which they could provide written feedback which would be reviewed by CFAC. In total, the committee received feedback forms from 1,008 students. RedIDs were verified in order to validate that only regularly enrolled SDSU students were included in the results. The feedback summary results showed 57.0% of students supported a Student Health & Wellness Fee increase ranging from \$55-\$73 per semester, 42.4% opposed any fee increase, and 0.6% abstained; 50.6% of students supported an Instructionally Related Activities Fee increase of \$40 per semester, 49.3% opposed an increase, and 0.1% abstained.

b. 30 Minute Open Comment Period

Mr. Onwuka acknowledged that there were no speakers signed up and reminded the audience that public comment was still welcome and asked any interested parties to place their name on the sign-in sheet.

Mr. Onwuka opened the meeting for public comment after tabling the discussion of the fee recommendations in progress. Two guests were allowed to give public comment for 2½ minutes; both were opposed to the fee increases.

Requests

a. None

Action Items

a. Student Health & Wellness and Instructionally Related Activities Fee Recommendations to President de la Torre

Ms. Blaylock moved to recommend the fee increases and Ms. Chance seconded. The committee discussed the importance of mental health services and cultural centers and recognized the impact such services have on student achievement. The committee further acknowledged the financial burden that fee increases have on students and their families, particularly low income students. However, several committee members felt that the positive impacts on student success outweigh the negative financial impacts. The committee was also reminded that the fee increases include a return-to-aid component to provide financial relief to eligible students. The committee was further reminded that all other options have been exhausted.

Dr. Wheeler moved to table the discussion and Mr. Holt seconded; the motion was approved unanimously. Two guests were allowed to give public comment.

Mr. Scott moved to resume the discussion and Mr. Adkins seconded; the motion was approved unanimously. The committee continued the discussion and acknowledged that fee increases disproportionately affect international students who must pay the fees while being limited on work hours and excluded from financial aid. The committee further acknowledged the financial burden but was also reminded that a lack of resources for students in need is also a burden.

Mr. Holt moved to vote no on both recommendations, Mr. Adkins seconded.

The motion failed.

Dr. Ely moved to recommend the increase to the Student Health & Wellness Fee at \$55, Dr. Wheeler seconded. The committee further discussed the need for services and lack of funding. The committee was also reminded that only a small fraction of students favor a fee that will impact all students.

The motion passed with a vote of 8-4.

Dr. Wheeler moved to recommend the increase to the Instructionally Related Activities Fee, Ms. Blaylock seconded. The committee discussed the benefits that the cultural resource centers have for the entire campus community and the need to support all students with the resources they need to succeed.

The motion passed with a vote of 6-4 with 2 abstentions.

New Business

None

Public Comment

None

Mr. Onwuka adjourned the meeting at 12:01 P.M.

Reminder: Next meeting is scheduled for Friday, December 6th, at 11:00 A.M. in Student Services West – Room 2620.

Inactive Fees	New Fee	Fee	Fee Sub Category	Academic Year Rate	Prev Min Amt	Prev Max Amt	LY Vs CY Max Delta %	Previous Year Revenue	Previous Year Balance	Planned Use of Balance	Comments	Previous Years Comments	Status	
N	N	HEALTH FACILITIES FEE	HF		50	0	50	0	1,606,274	7,901,892		IVC Pays 3.00 per semester	IVC Pays 3.00 per semester	Submitted
N	N	HEALTH SERVICES FEE	HSF		300	0	300	0	9,620,737	3,266,959		IVC pays 10.00 per semester	IVC pays 10.00 per semester	Submitted
N	N	INSTRUCTIONALLY RELATED ACTIVITIES FEE	IRA		398	0	388	2.58	12,447,134	448,786		IVC pays 15.00 per semester	IVC pays 15.00 per semester	Submitted
N	N	LIBRARY STUDENT USE FEE (CATEGORY II)	MSF		50	0	50	0	1,604,270	729,053		IVC does not pay this fee	IVC does not pay this fee	Submitted
N	N	STUDENT BODY ASSOCIATION FEE	SBA		70	0	70	0	2,420,043	0		IVC pays 65.00 per semester	IVC pays 65.00 per semester	Submitted
N	N	STUDENT BODY CENTER FEE	SBC		474	0	474	0	15,812,466	9,386,236		IVC pays 24.00 per semester	IVC pays 24.00 per semester	Submitted
N	N	SUMMER - HEALTH FACILITIES FEE			19	0	19	0	153,905	0	Balance reported in HEALTH FACILITIES FEE	IVC pays 3.00	IVC pays 3.00	Submitted
N	N	SUMMER - HEALTH SERVICES FEE			110	0	110	0	888,012	0	Balance reported in HEALTH SERVICES FEE	IVC pays 5.00	IVC pays 5.00	Submitted
N	N	SUMMER - INSTRUCTIONALLY RELATED ACTIVITIES FEE			7	0	7	0	313,557	0	Balance reported in INSTRUCTIONALLY RELATED ACTIVITIES FEE	Main 7.00 per unit up to 77.00	Main 7.00 per unit up to 77.00	Submitted
N	N	SUMMER - LIBRARY STUDENT USE FEE (CATEGORY II)			20	0	20	0	161,808	0	Balance reported in LIBRARY STUDENT USE FEE	IVC does not pay this fee	IVC does not pay this fee	Submitted
N	N	SUMMER - STUDENT BODY ASSOCIATION FEE			2	0	2	0	126,826	0	Balance reported in STUDENT BODY ASSOCIATION FEE	Main 2.42 per unit up to 26.62	Main 2.42 per unit up to 26.62	Submitted
N	N	SUMMER - STUDENT BODY CENTER FEE			17	0	17	0	746,201	0	Balance reported in STUDENT BODY CENTER FEE	Main 16.58 per unit up to 187.38	Main 16.58 per unit up to 187.38	Submitted
N	N	STUDENT SUCCESS FEE	SSF		426	0	414	2.9	13,279,719	3,158,264				Submitted
N	N	SUMMER - STUDENT SUCCESS FEE			104	0	100	4	808,725	0	Balance reported in STUDENT SUCCESS FEE			Submitted
N	N	IVC HEALTH FACILITIES FEE			6	0	6	0	0	0		Bal & Rev grouped with main HF fee	Bal & Rev grouped with main HF fee	Submitted
N	N	IVC HEALTH SERVICES FEE			20	0	20	0	0	0		Bal & Rev grouped with main HSF fee Bal & Rev grouped with main HSF fee	Bal & Rev grouped with main HF fee	Submitted
N	N	IVC INSTRUCTIONALLY RELATED ACTIVITIES FEE			30	0	30	0	0	0		Bal & Rev grouped with main IRA fee	Bal & Rev grouped with main HF fee	Submitted
N	N	IVC STUDENT BODY ASSOCIATION FEE			130	0	130	0	0	0		Bal & Rev grouped with main SBA fee	Bal & Rev grouped with main HF fee	Submitted
N	N	IVC STUDENT BODY CENTER FEE			48	0	48	0	0	0		Bal & Rev grouped with main SBC fee	Bal & Rev grouped with main HF fee	Submitted
N	N	IVC - SUMMER - HEALTH FACILITIES			3	0	3	0	0	0		Bal & Rev grouped with Summer HF fee	Bal & Rev grouped with Summer HF fee	Submitted
N	N	IVC - SUMMER - HEALTH SERVICES FEE			5	0	5	0	0	0		Bal & Rev grouped with Summer HS fee	Bal & Rev grouped with Summer HS fee	Submitted
N	N	IVC - SUMMER - INSTRUCTIONALLY RELATED ACTIVITIES FEE			1	0	1	0	0	0		Bal & Rev grouped with Summer IRA fee - 1.00 per unit up to 11	Bal & Rev grouped with summer IRA fee - 1.00 per unit up to 11	Submitted
N	N	IVC - SUMMER - STUDENT BODY ASSOCIATION FEE			1	0	1	0	0	0		Bal & Rev grouped with Summer SBA fee - .42 per unit up to 1.26	Bal & Rev grouped with summer SBA fee - .42 per unit up to 1.26	Submitted
N	N	IVC - SUMMER - STUDENT BODY CENTER FEE			5	0	5	0	0	0		Bal & Rev grouped with Summer SBC fee - 4.58 per unit up to 13.74	Bal & Rev grouped with summer SBC fee - 4.58 per unit up to 13.74	Submitted

N	Y	CHEM 0897	COURSE OR LAB FEE < \$150	25	25	0	0	100	0	0	Effective Fall 2019	Submitted
N	Y	CHEM 0898	COURSE OR LAB FEE < \$150	25	25	0	0	100	0	0	Effective Fall 2019	Submitted

Inactive Fees	New Fee	Fee	Fee Sub Category	Minimum Amount	Maximum Amount	Prev Min Amt	Prev Max Amt	LY Vs CY Max Delta %	Previous Year Revenue	Previous Year Balance	Planned Use of Balance	Comments	Previous Years Comments	Status
N	N	ALUMNI PLACEMENT FEE		50	50	50	50	0	11,175	0	Student fees are included in overall operating budget for Career Services.			Submitted
N	N	AUGMENTED HEALTH SERVICES FEE		4	600	4	600	0	511,966	0				Submitted
N	N	CAREER COUNSELING ASSESSMENT FEE		10	10	10	10	0	3,460	0	Student fees are included in overall operating budget for Career Services.			Submitted
N	N	CHECK RETURN FEE		35	35	35	35	0	30,680	0	Student fees are included in overall campus operating fund allocation process.			Submitted
N	N	COUNSELING DIVERSION PROGRAMS FEES		100	100	100	100	0	51,480	11,235	Balances due to timing of expenses and revenues.			Submitted
N	N	ENROLLMENT CONFIRMATION DEPOSIT APPLICATION/EVALUATION FOR CREDENTIAL CANDIDATE FEE		400	400	400	400	0	216,400	68,286	Balances due to timing of expenses and revenues.			Submitted
N	N	FAILURE TO MEET ADMINISTRATIVELY REQUIRED APPOINTMENT OR TIME LIMIT FEE		25	25	25	25	0	33,350	0	Student fees are included in overall operating budget for department.			Submitted
N	N	GRADUATION/DIPLOMA FEE		20	20	20	20	0	480,172	0	Student fees are included in overall campus operating fund allocation process.			Submitted
N	N	GRADUATION/DIPLOMA FEE		100	100	100	100	0	648,974	110,770	Balances due to timing of expenses and revenues.	Fee increase effective Fall 2018 to support process enhancements and increased costs	Fee increase effective Fall 2018 to support process enhancements and increased costs	Submitted
N	N	CAMPUS SERVICE CARD (ID CARD) FEE		18	20	18	20	0	285,772	0	Student fees are included in overall operating budget for SDSUCard Office.	One time fee	One time fee	Submitted
N	N	INSTALLMENT FEE		60	60	60	60	0	617,788	0	Student fees are included in overall campus operating fund allocation process.			Submitted
N	N	ITEM LOST OR BROKEN FEE		1	50	1	50	0	20,139	0	Student fees are included in overall operating budget for departments.	Up to cost of lost/broken item	Up to cost of lost/broken item	Submitted
N	N	LATE REGISTRATION FEE		25	25	25	25	0	2,902	0	Student fees are included in overall campus operating fund allocation process.			Submitted
N	N	LIBRARY FEE		30	30	30	30	0	0	0	Student fees are included in overall campus operating fund allocation process.			Submitted
N	N	LOCK AND LOCKER FEE		1	1	1	1	0	383	0	Student fees are included in overall operating budget for department.			Submitted
N	N	MUSICAL INSTRUMENT AND AUDIO VISUAL EQUIPMENT FEE		20	20	20	20	0	16,044	0	Student fees are included in overall operating budget for department.			Submitted
N	N	NEW STUDENT PROGRAMS		120	120	110	110	9.09	1,143,930	1,238,571	Balance due to timing of expenses and revenues.			Submitted
N	N	REFUND ADMINISTRATIVE CHARGE FEE		21	21	21	21	0	51,833	0	Student fees are included in overall campus operating fund allocation process.	17.00 for College of Extended Studies Refunds	17.00 for College of Extended Studies Refunds	Submitted
N	N	TEST MATERIAL FEE		10	80	10	80	0	465,953	174,114	Balances to support facilities improvements/equipment, program enhancements, and staffing needs.	Different fees depending on the test taken range 10.00 - 80.00; Revenue collection was split into student and other/non-student beginning in FY 2018-19	Different fees depending on the test taken range 10.00 - 80.00	Submitted
N	N	TRANSCRIPT OR RECORD FEE		10	10	10	10	0	364,094	0	Student fees are included in overall campus operating fund allocation process.	On Demand Transcript (25 for first and then 10.00 each addl)	On Demand Transcript (25 for first and then 10.00 each addl)	Submitted
N	N	INTERNET RECONNECT FEE		150	150	150	150	0	150	0				Submitted
N	N	MUSIC RECITAL FEE		80	100	80	100	0	2,890	0		80-100 for Junior and 100 for Grad	80-100 for Junior and 100 for Grad	Submitted
N	N	TICKET SALES - SCHOOL OF MUSIC AND DANCE		10	12	10	12	0	67,483	78,427		Student Ticket Sales	Student Ticket Sales	Submitted
N	N	TICKET SALES - SCHOOL OF TELEVISION, THEATRE, AND FILM		10	17	10	17	0	170,122	0		Student Ticket Sales, \$10 Film Festival & \$17 for Student Tickets	Student Ticket Sales, \$10 Film Festival & \$17 for Student Tickets	Submitted
N	N	INTERNATIONAL TRAVEL INSURANCE		20	475	20	475	0	241,138	0				Submitted
N	N	FEE FOR CREDIT BY EXAM		100	100	100	100	0	0	0		Fee not currently being collected	Fee not currently being collected	Submitted
N	N	ADMINISTRATIVE CITATION FEE		75	75	75	75	0	4,500	0	Student fees are included in overall operating budget for department.		New fee fall 2017	Submitted

Inactive Fees	New Fee	Fee	Fee Sub Category	Minimum Amount	Maximum Amount	Prev Min Amt	Prev Max Amt	LY Vs CY Max Delta %	Previous Year Revenue	Previous Year Balance	Planned Use of Balance	Comments	Previous Years Comments	Status
N	N	BICYCLE STORAGE FEE	HOUSING FEE	15	30	15	30	0	0	0		Range 15-30	Range 15-30	Submitted
N	N	EXTENSION COURSE FEES	CONTINUING EDUCATION FEE	1	15,000	1	15,000	0	1,914,315	0	Balance reported in SPECIAL SESSION FEES	Per unit (1.00 up to 15,000)	Per unit (1.00 up to 15,000)	Submitted
N	N	INITIAL PAYMENT SERVICE FEE - HOUSING												Submitted
N	N	CANCELLATION FEE	HOUSING FINE	375	375	375	375	0	103,993	0				Submitted
N	N	HOUSING LOCK OUT FEE	HOUSING FINE	25	25	25	25	0	25,371	0				Submitted
N	N	HOUSING	HOUSING FEE	42	19,405	39	18,493	4.93	56,020,878	21,292,508		Different fees depending on plan. EOP Summer Bridge Housing range from \$42-\$77.75. Balance is for all Housing Fees.	Different fees depending on plan. EOP Summer Bridge Housing range from \$39-\$72	Submitted
N	N	INSTALLMENT FEE	HOUSING FEE	40	40	40	40	0	222,261	0				Submitted
N	N	ITEM LOST OR BROKEN FEE	HOUSING FINE	50	50	50	50	0	161,008	0		Up to cost of lost/broken item	Up to cost of lost/broken item	Submitted
N	N	PARKING FEES	PARKING FEE	174	276	171	271	1.85	5,646,067	16,089,380		Different fees depending on permit type. Balance is for all Parking Fees.	Different fees depending on permit type	Submitted
N	N	RESIDENCE HALL ACTIVITY FEE	HOUSING FEE	25	25	25	25	0	139,042	0				Submitted
N	N	ROOM CHANGE FEE	HOUSING FEE	30	30	30	30	0	28,200	0				Submitted
N	N	SPECIAL SESSION FEES	CONTINUING EDUCATION FEE	1	5,000	1	5,000	0	18,279,954	5,092,150		Range .33 - 5000 (Degree Programs, Certificate Programs, Contract Programs, Open University, Special Session - Other) - All continuing ed fees grouped here.(Includes SDSU Georgia Non-Matriculated Student Fee	Range .33 - 5000 (Degree Programs, Certificate Programs, Contract Programs, Open University, Special Session - Other) - All continuing ed fees grouped here.(Includes SDSU Georgia Non-Matriculated Student Fee	Submitted
N	N	ITEM LOST OR DAMAGED FEE	ATHLETICS FINE	4	500	4	500	0	7,010	0	Student fees are included in overall operating budget for department.	Up to cost of lost/broken item (Student fees are included in overall Athletics budget)	Up to cost of lost/broken item (Student fees are included in overall Athletics budget)	Submitted
N	N	STUDENT BAND FEE	ATHLETICS FEE	1,200	1,500	1,200	1,500	0	676	0		\$200 flat fee for Winter Guard or Drumline (not currently being charged; revenue applies to prior year collections)	\$200 flat fee for Winter Guard or Drumline (not currently being charged; revenue applies to prior year collections)	Submitted
N	N	FAILURE TO MEET ADMINISTRATIVELY REQUIRED APPOINTMENT OR TIME LIMIT FEE	COLLEGE OF EXTENDED STUDIES FEE	20	20	20	20	0	42,632	0				Submitted
N	N	CES INTENT TO ENROLL FEE	COLLEGE OF EXTENDED STUDIES	100	400	100	400	0	0	0		Fees not currently being charged	Fees not currently being charged	Submitted
N	Y	CHEER TEAM FEE	ATHLETICS FEE	500	1,500	0	0	100	21,517	0	Student fees are included in overall operating budget for department.			Submitted



SAN DIEGO STATE
UNIVERSITY

Office of Housing Administration
Division of Business and Financial Affairs
San Diego State University
5500 Campanile Drive
San Diego, CA 92182-1802
Tel: 619 594-5742
Fax: 619 594-6202
Email: oha@sdsu.edu
housing.sdsu.edu

January 22, 2020

To: Crystal Little, Interim Associate Vice President, Business & Financial Affairs
From: Cynthia M. Cervantes, Director of Housing Administration
Subject: Proposed 2020-21 Room and Meal Rates

The proposed 2020-21 university housing rates are formally transmitted for review and approval by Agnes Wong Nickerson, Interim Vice President for Business and Financial Affairs and President Adela de la Torre. Attached are the rate sheets for the following:

- 2020-21 Housing and Dining Rates for the Residence Hall Double room-type increased and average of 5.5% from the approved 2019-20 Housing rates. The Triple room-type rate will continue to be discounted 15% from the Double room-type rate.
- 2020-21 Housing Rates for the apartment Double room-type increased 5.5% to be in alignment with apartment rates compared to UC and CSU institutions. For 2020-21, College West and all of Albert's College will be leased from Aztec Shops to serve the Sophomore and Transfer Student Community. These will be 9-month license agreements and the rates will be a combination tier 2 and tier 3 pricing based on renovated or non-renovated units. Granada will resume as 11.5-month license agreement and 25 beds at Montage (Capstone property) and 606 beds at Aztec Corner will be master leased on a 11.5-month license agreements.
- 2020-21 Dining Rates for the optional apartment declining meal plan will not exceed \$1,000 and Sophomores, Juniors, Seniors and Graduate students will be able to opt-in to freshmen meal plans flex 5, flex 7, and meals plus.

The resulting increased revenue will be primarily utilized to continue the planned multi-year capital renewal and deferred maintenance effort of the entire on-campus housing inventory; an estimated expense of well over \$500 million of which over \$280 million has been invested to date. Additional reserves will be needed to fund the pre-construction costs such as feasibility studies, schematic design, design development, and construction documents. Additional funds will also be needed to address debt capacity for needed financing as construction and renovation continue in our housing inventory.

Operating assumptions include:

- Overall campus enrollment is projected to increase by 200 non-residents and then 1% for the following two years thereafter.
- There will be a modest increase of out-of-state and international students matriculating to SDSU and living on campus in the next few years.
- The percentage of local area students will not drop below 37% of newly matriculated students.
- The capture rate of local first-time freshmen will be consistent with recent years (~25%).

If additional information is needed, please advise.

C: Eric Hansen, Associate Vice President, Business & Financial Affairs
Dana Smith, Interim Director, Budget & Finance

Proposed 2020-21 Housing Rates - Room & Board*
Housing Administration
Division of Business and Financial Affairs
San Diego State University

	2020-21				2019-20							
	Single	Diff	Double	Diff	Triple / Quad	Diff	Single	Diff	Double	Diff	Triple / Quad	Diff
10 Meals (Need based only)												
Rent	\$ 14,176	5.5%	\$ 12,328	5.5%	\$ 10,704	5.4%	\$ 13,432	5.7%	\$ 11,688	5.7%	\$ 10,152	5.7%
10 Meals	\$ 4,536	4.2%	\$ 4,536	4.2%	\$ 4,536	4.2%	\$ 4,352	3.8%	\$ 4,352	3.8%	\$ 4,352	3.8%
Subtotal*	\$ 18,712	5.2%	\$ 16,864	5.1%	\$ 15,240	5.1%	\$ 17,784	5.2%	\$ 16,040	5.2%	\$ 14,504	5.1%
Flex 5												
Rent	\$ 14,176	5.5%	\$ 12,328	5.5%	\$ 10,704	5.4%	\$ 13,432	5.7%	\$ 11,688	5.7%	\$ 10,152	5.7%
Flex 5	\$ 4,928	5.1%	\$ 4,928	5.1%	\$ 4,928	5.1%	\$ 4,688	2.9%	\$ 4,688	2.9%	\$ 4,688	2.9%
Subtotal*	\$ 19,104	5.4%	\$ 17,256	5.4%	\$ 15,632	5.3%	\$ 18,120	5.0%	\$ 16,376	4.9%	\$ 14,840	4.8%
Flex 7												
Rent	\$ 14,176	5.5%	\$ 12,328	5.5%	\$ 10,704	5.4%	\$ 13,432	5.7%	\$ 11,688	5.7%	\$ 10,152	5.7%
Flex 7	\$ 5,648	6.5%	\$ 5,648	6.5%	\$ 5,648	6.5%	\$ 5,304	3.2%	\$ 5,304	3.2%	\$ 5,304	3.2%
Subtotal*	\$ 19,824	5.8%	\$ 17,976	5.8%	\$ 16,352	5.8%	\$ 18,736	5.0%	\$ 16,992	4.9%	\$ 15,456	4.8%
Meals Plus												
Rent	\$ 14,176	5.5%	\$ 12,328	5.5%	\$ 10,704	5.4%	\$ 13,432	5.7%	\$ 11,688	5.7%	\$ 10,152	5.7%
Meals Plus	\$ 6,024	4.4%	\$ 6,024	4.4%	\$ 6,024	4.4%	\$ 5,768	3.4%	\$ 5,768	3.4%	\$ 5,768	3.4%
Subtotal*	\$ 20,200	5.2%	\$ 18,352	5.1%	\$ 16,728	5.1%	\$ 19,200	5.0%	\$ 17,456	5.0%	\$ 15,920	4.8%
9-mo Upper Division Apartments - TIER 1**												
Rent	\$ 11,184	2.0%	\$ 9,320	2.0%	\$ 8,104	2.0%	\$ 10,960	9.0%	\$ 9,136	9.0%	\$ 7,944	9.0%
Optional - Apartment Meal Plan	\$ 2,000	-33.3%	\$ 2,000	-33.3%	\$ 2,000	-33.3%	\$ 3,000	-18.9%	\$ 3,000	-18.9%	\$ 3,000	-18.9%
Subtotal*	\$ 13,184	-5.6%	\$ 11,320	-6.7%	\$ 10,104	-7.7%	\$ 13,960	1.5%	\$ 12,136	0.4%	\$ 10,944	-0.4%
9-mo Upper Division Apartments - TIER 2**												
Rent	\$ 11,560	5.5%	\$ 9,640	5.5%	\$ 8,384	5.5%	\$ 10,960	9.0%	\$ 9,136	9.0%	\$ 7,944	9.0%
Optional - Apartment Meal Plan	\$ 2,000	-33.3%	\$ 2,000	-33.3%	\$ 2,000	-33.3%	\$ 3,000	-18.9%	\$ 3,000	-18.9%	\$ 3,000	-18.9%
Subtotal*	\$ 13,560	-2.9%	\$ 11,640	-4.1%	\$ 10,384	-5.1%	\$ 13,960	1.5%	\$ 12,136	0.4%	\$ 10,944	-0.4%
9-mo Upper Division Apartments - TIER 3**												
Rent	\$ 13,096	5.5%	\$ 10,944	5.5%	\$ 9,568	5.6%	\$ 12,416	9.0%	\$ 10,376	9.0%	\$ 9,064	9.0%
Optional - Apartment Meal Plan	\$ 2,000	-33.3%	\$ 2,000	-33.3%	\$ 2,000	-33.3%	\$ 3,000	-18.9%	\$ 3,000	-18.9%	\$ 3,000	-18.9%
Subtotal*	\$ 15,096	-2.1%	\$ 12,944	-3.2%	\$ 11,568	-4.1%	\$ 15,416	2.1%	\$ 13,376	1.2%	\$ 12,064	0.4%
11.5-mo Upper Division Apartments - TIER 1***												
Rent	\$ 15,840	5.5%	\$ 13,180	5.5%	\$ 11,470	5.4%	\$ 15,010	9.0%	\$ 12,490	9.0%	\$ 10,880	9.0%
Optional - Apartment Meal Plan	\$ 2,000	-33.3%	\$ 2,000	-33.3%	\$ 2,000	-33.3%	\$ 3,000	-18.9%	\$ 3,000	-18.9%	\$ 3,000	-18.9%
Subtotal*	\$ 17,840	-0.9%	\$ 15,180	-2.0%	\$ 13,470	-3.0%	\$ 18,010	3.1%	\$ 15,490	2.2%	\$ 13,880	1.5%
11.5-mo Upper Division Apartments - TIER 2***												
Rent	\$ 16,220	5.5%	\$ 13,560	5.5%	\$ 11,860	5.5%	\$ 15,370	n/a	\$ 12,850	n/a	\$ 11,240	9.0%
Optional - Apartment Meal Plan	\$ 2,000	-33.3%	\$ 2,000	-33.3%	\$ 2,000	-33.3%	\$ 3,000	-18.9%	\$ 3,000	-18.9%	\$ 3,000	-18.9%
Subtotal*	\$ 18,220	-0.8%	\$ 15,560	-1.8%	\$ 13,860	-2.7%	\$ 18,370	n/a	\$ 15,850	n/a	\$ 14,240	n/a
11.5-mo Upper Division Apartments - TIER 3***												
Rent	\$ 16,630	5.5%	\$ 13,830	5.5%	\$ 12,050	5.5%	\$ 15,760	9.0%	\$ 13,110	9.0%	\$ 11,420	9.0%
Optional - Apartment Meal Plan	\$ 2,000	-33.3%	\$ 2,000	-33.3%	\$ 2,000	-33.3%	\$ 3,000	-18.9%	\$ 3,000	-18.9%	\$ 3,000	-18.9%
Subtotal*	\$ 18,630	-0.7%	\$ 15,830	-1.7%	\$ 14,050	-2.6%	\$ 18,760	n/a	\$ 16,110	n/a	\$ 14,420	n/a

*Does not include Activity Fee (\$25), and service fee (\$40).

**Note: Based on 9-month license agreement (i.e., TIER 1 = South Campus Plaza (Upper division only), Cuicatli (Upper division only), TIER 2 = Villa Alvarado, Toltec, Huaxtepec, Zacatepec, Tarastec, TIER 3 = Villa Alvarado-Renovated, Piedra del Sol, Metepec, Mixquic, Zapotec, Aztec Corner, Granada

***Note: Based on 11.5-month license agreement (i.e., TIER 1= Piedra del Sol and Villa Alvarado-Renovated, Granada, TIER 2 = Aztec Corner, TIER 3 = Montage)

****Note: The Optional Meal Plan will be a declining balance. Upper Division students may also opt into any of the Freshmen meal plans (Flex 5, Flex7, Meals Plus)

**San Diego State University
 2020-2021 Housing Fees**

Pursuant to Education Code Sections 89700, 90012; Section 90068 as delegated in Section 42004 of Title 5, California Code of Regulations, and as provided in Executive Order 740, Housing Fees for effective for the 2020-2021 Academic Year, are amended as follows:

Residence Halls* – 9-month license agreement

(Cuicacalli (Freshmen Only), Chapultepec, Huaxyacac, Maya, Olmeca, SCP (Freshmen Only), Tenochca, University Towers, Zura)

	10 Meals**	Flex 5	Flex 7	Meals Plus
Triple/Quad	\$15,305	\$15,697	\$16,417	\$16,793
Double	\$16,929	\$17,321	\$18,041	\$18,417
Single	\$18,777	\$19,169	\$19,889	\$20,265

*Note: Activity Fee (\$25), and service fee (\$40)

**Note: 10 Meal Plan will only be available based on financial hardship criteria.

9-month Tier 1 Apartments* – 9-month license agreement

(South Campus Plaza (Upper division only), Cuicacalli (Upper division only))

	No Meal Plan	Apartment Meal Plan**	Flex 5	Flex 7	Meals Plus
Triple	\$8,169	\$10,169	\$13,097	\$13,817	\$14,193
Double	\$9,385	\$11,385	\$14,313	\$15,033	\$15,409
Single	\$11,249	\$13,249	\$16,177	\$16,897	\$17,273

*Note: Includes 9-mo. Activity Fee (\$25), and service fee (\$40)

**Note: Meal plan based on declining balance meal plan of no more than \$1,000 per semester.

9-month Tier 2 Apartments* – 9-month license agreement

(Villa Alvarado, Toltec, Huaxtepec, Zacatepec, Tarastec)

	No Meal Plan	Apartment Meal Plan**	Flex 5	Flex 7	Meals Plus
Triple	\$8,449	\$10,449	\$13,377	\$14,097	\$14,473
Double	\$9,705	\$11,705	\$14,633	\$15,353	\$15,729
Single	\$11,625	\$13,625	\$16,553	\$17,273	\$17,649

*Note: Includes Activity Fee (\$25), and service fee (\$40)

**Note: Meal plan based on declining balance meal plan of no more than \$1,000 per semester.

9-month Tier 3 Apartments* – 9-month license agreement

(Villa Alvarado-Renovated, Piedra del Sol, Metepec, Mixquic, Zapotec, Aztec Corner, Granada)

	No Meal Plan	Apartment Meal Plan**	Flex 5	Flex 7	Meals Plus
Triple	\$9,633	\$11,633	\$14,561	\$15,281	\$15,657
Double	\$11,009	\$13,009	\$15,937	\$16,657	\$17,033
Single	\$13,161	\$15,161	\$18,089	\$18,809	\$19,185

*Note: Includes Activity Fee (\$25), and service fee (\$40)

**Note: Meal plan based on declining balance meal plan of no more than \$1,000 per semester.

11.5-month Tier 1 Apartments* – 11.5-month license agreement
 (Piedra del Sol and Villa Alvarado-Renovated, Granada)

	No Meal Plan	Apartment Meal Plan**	Flex 5	Flex 7	Meals Plus
Triple	\$11,535	\$13,535	\$16,463	\$17,183	\$17,559
Double	\$13,245	\$15,245	\$18,173	\$18,893	\$19,269
Single	\$15,905	\$17,905	\$20,833	\$21,553	\$21,929

*Note: Includes Activity Fee (\$25), service fee (\$40)
 **Note: Meal plan based on declining balance meal plan of no more than \$1,000 per semester.

11.5-month Tier 2 Apartments* – 11.5-month license agreement
 (Aztec Corner)

	No Meal Plan	Apartment Meal Plan**	Flex 5	Flex 7	Meals Plus
Triple	\$11,925	\$13,925	\$16,853	\$17,573	\$17,949
Double	\$13,625	\$15,625	\$18,553	\$19,273	\$19,649
Single	\$16,285	\$18,285	\$21,213	\$21,933	\$22,309

*Note: Includes Activity Fee (\$25), service fee (\$40)
 **Note: Meal plan based on declining balance meal plan of no more than \$1,000 per semester.

11.5-month Tier 3 Apartments* – 11.5-month license agreement
 (Montage)

	No Meal Plan	Apartment Meal Plan**	Flex 5	Flex 7	Meals Plus
Triple	\$12,115	\$14,115	\$17,043	\$17,763	\$18,139
Double	\$13,895	\$15,895	\$18,823	\$19,543	\$19,919
Single	\$16,695	\$18,695	\$21,623	\$22,343	\$22,719

*Note: Includes Activity Fee (\$25), service fee (\$40)
 **Note: Meal plan based on declining balance meal plan of no more than \$1,000 per semester.

San Diego State University Housing Fees are approved as set forth above:


APPROVED:



Agnes Wong Nickerson, Interim Vice President for Business and Financial Affairs

1/22/2020

Date



Adela de la Torre, President

1/22/2020

Date

San Diego State University
2020-2021 Housing Meeting Room Fees

Pursuant to Education Code Sections 89700, 90012, and 90068 as delegated in Section 42004 of Title 5, California Code of Regulations, and as provided in Executive Order 1102, Miscellaneous Housing Fees for the 2020-2021 academic year, are as follows:

Priority Policy:

- SDSU Resident or Office of Housing Administration (OHA) / Residential Education Office (REO) / Housing Facilities Services (HFS) Staff have first right of refusal and can schedule up to one semester in advance.
- SDSU Dept/Student Org can reserve one week in advance.
- Non-SDSU Org can reserve one week in advance during academic year, and one year in advance during summer with deposit.
- Gaslamp (4) rental for \$100 per use.

South Campus Plaza - North Hall	SDSU Resident or OHA/REO/HFS Staff				SDSU Dept/Student Org				Non-SDSU Org				
	SqFt	Rate per Day (8:30am-4:30pm)	Hourly Rate	Daily rate per SqFt	Rate per Day (8:30am-4:30pm)	Hourly Rate	Daily rate per SqFt	Rate per Day (8:30am-4:30pm)	Hourly Rate	Daily rate per SqFt	Rate per Day (8:30am-4:30pm)	Hourly Rate	Daily rate per SqFt
Multipurpose Room*	1,122	No Charge	No Charge	\$0	\$292	\$49	\$0.26	\$550	\$92	\$0.49	\$550	\$92	\$0.49
Breakout Room	519	No Charge	No Charge	\$0	\$135	\$23	\$0.26	\$200	\$33	\$0.39	\$200	\$33	\$0.39
Both Rooms	1,641	No Charge	No Charge	\$0	\$427	\$71	\$0.26	\$750	\$125	\$0.46	\$750	\$125	\$0.46
Technology Room	552	No Charge	No Charge	\$0	\$144	\$24	\$0.26	\$270	\$45	\$0.49	\$270	\$45	\$0.49

*includes outdoor terrace

South Campus Plaza - South Hall	SDSU Resident or OHA/REO/HFS Staff				SDSU Dept/Student Org				Non-SDSU Org				
	SqFt	Rate per Day (8:30am-4:30pm)	Hourly Rate	Daily rate per SqFt	Rate per Day (8:30am-4:30pm)	Hourly Rate	Daily rate per SqFt	Rate per Day (8:30am-4:30pm)	Hourly Rate	Daily rate per SqFt	Rate per Day (8:30am-4:30pm)	Hourly Rate	Daily rate per SqFt
Multipurpose Room*	836	No Charge	No Charge	\$0	\$217	\$36	\$0.26	\$410	\$68	\$0.49	\$410	\$68	\$0.49
Breakout Room	622	No Charge	No Charge	\$0	\$162	\$27	\$0.26	\$240	\$40	\$0.39	\$240	\$40	\$0.39
Both Rooms	1,458	No Charge	No Charge	\$0	\$379	\$67	\$0.26	\$650	\$108	\$0.46	\$650	\$108	\$0.46
Technology Room	250	No Charge	No Charge	\$0	\$65	\$11	\$0.26	\$123	\$20	\$0.49	\$123	\$20	\$0.49

*includes outdoor terrace

SqFt	SDSU Resident or OHA/REO/HFS Staff			SDSU Dept/Student Org			Non-SDSU Org		
	Rate per Day (8:30am-4:30pm)	Hourly Rate	Daily rate per SqFt	Rate per Day (8:30am-4:30pm)	Hourly Rate	Daily rate per SqFt	Rate per Day (8:30am-4:30pm)	Hourly Rate	Daily rate per SqFt
1,063	No Charge	No Charge	\$0	\$276	\$46	\$0.26	\$415	\$69	\$0.39
1,394	No Charge	No Charge	\$0	\$362	\$60	\$0.26	\$545	\$91	\$0.39
958	No Charge	No Charge	\$0	\$249	\$42	\$0.26	\$375	\$63	\$0.39
3,415	No Charge	No Charge	\$0	\$888	\$148	\$0.26	\$1,385	\$223	\$0.39

Cuicacalli

East Room
 Middle Room
 West Room
 All Rooms*

*includes outdoor patio

SqFt	SDSU Resident or OHA/REO/HFS Staff			SDSU Dept/Student Org			Non-SDSU Org		
	Rate per Day (8:30am-4:30pm)	Hourly Rate	Daily rate per SqFt	Rate per Day (8:30am-4:30pm)	Hourly Rate	Daily rate per SqFt	Rate per Day (8:30am-4:30pm)	Hourly Rate	Daily rate per SqFt
1,311	No Charge	No Charge	\$0	\$350	\$58	\$0.26	\$660	\$110	\$0.49
1,345	No Charge	No Charge	\$0	\$350	\$58	\$0.26	\$660	\$110	\$0.49
1,344	No Charge	No Charge	\$0	\$350	\$58	\$0.26	\$660	\$110	\$0.49
4,000	No Charge	No Charge	\$0	\$1,050	\$175	\$0.26	\$1,980	\$330	\$0.49

Tula

North Room
 Middle Room
 South Room
 All Rooms*

*includes outdoor patio

SqFt	SDSU Resident or OHA/REO/HFS Staff			SDSU Dept/Student Org			Non-SDSU Org		
	Rate per Day (8:30am-4:30pm)	Hourly Rate	Daily rate per SqFt	Rate per Day (8:30am-4:30pm)	Hourly Rate	Daily rate per SqFt	Rate per Day (8:30am-4:30pm)	Hourly Rate	Daily rate per SqFt
2,463	No Charge	No Charge	\$0	\$640	\$107	\$0.26	\$961	\$160	\$0.39

University Towers

Multipurpose Room

SqFt	SDSU Resident or OHA/REO/HFS Staff			SDSU Dept/Student Org			Non-SDSU Org		
	Rate per Day (8:30am-4:30pm)	Hourly Rate	Daily rate per SqFt	Rate per Day (8:30am-4:30pm)	Hourly Rate	Daily rate per SqFt	Rate per Day (8:30am-4:30pm)	Hourly Rate	Daily rate per SqFt
2,706	No Charge	No Charge	\$0	\$704	\$117	\$0.26	\$1,326	\$221	\$0.49

Huaxyacac

Choluta Community Center

SqFt	SDSU Resident or OHA/REO/HFS Staff			SDSU Dept/Student Org			Non-SDSU Org		
	Rate per Day (8:30am-4:30pm)	Hourly Rate	Daily rate per SqFt	Rate per Day (8:30am-4:30pm)	Hourly Rate	Daily rate per SqFt	Rate per Day (8:30am-4:30pm)	Hourly Rate	Daily rate per SqFt
1,063	No Charge	No Charge	\$0	\$276	\$46	\$0.26	\$415	\$69	\$0.39

Maya

Multipurpose Room

SqFt	SDSU Resident or OHA/REO/HFS Staff			SDSU Dept/Student Org			Non-SDSU Org		
	Rate per Day (8:30am-4:30pm)	Hourly Rate	Daily rate per SqFt	Rate per Day (8:30am-4:30pm)	Hourly Rate	Daily rate per SqFt	Rate per Day (8:30am-4:30pm)	SqFt	Daily rate per SqFt
1,063	No Charge	No Charge	\$0	\$276	\$46	\$0.26	\$415	\$69	\$0.39

OImeca

Multipurpose Room

Notes:


- The Office of Housing Administration receives no funding from university or state and must recover costs for all operations and maintain a 1.1 debt service coverage ratio per CSU policy.
- Non-SDSU Org rates utilize fully burdened costs, assessments and fees and contribution and are benchmarked with the Conrad Prebys Aztec Student Union.
- Breakeven debt and operational costs for managing meeting rooms is 0.26 per square foot.

San Diego State University Housing Fees are approved as set forth above:



Agnes Wong Nickerson, Interim Vice President for Business and Financial Affairs

1/22/2020
 Date



Adela de la Torre, President

1/22/2020
 Date

San Diego State University
2020-2021 Miscellaneous Housing Fees

Pursuant to Education Code Sections 89700, 90012, and 90068 as delegated in Section 42004 of Title 5, California Code of Regulations, and as provided in Executive Order 1102, Miscellaneous Housing Fees for the 2020-2021 academic year, are as follows:

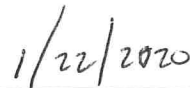
Fee	Amount	Explanation
Abandonment Personal Property Removal	\$100	Fee for processing and removal of personal property due to abandonment.
Abandonment (Storage) Fee	\$5	Per day fee for storage of abandoned personal property.
Bed Height Adjustment Fee	\$30	For labor associated with adjusting bed heights when deemed optional.
Bike Storage Key Replacement/Surfboard Locker Lock Cut-off Fee	\$30	Fee for loss of key when using bike/surfboard storage or lock is not removed.
Conference housing fees	\$26.63 - \$101	Per person per day fee based on level of service and campus affiliation (linens, towels, cleaning service, etc.)
Damages	Varies (See attached)	Cost for labor and materials for commonly damaged items.
Early Arrival Fee	\$55	Per night fee
Field Trip or Event Admission	Per Event	Optional cost of field trip or event admission or materials
Guest Apartment- Daily Rate - Tepeyac	\$68	Daily fee for guest apartment based on approval of the Director.
Guest Apartment – Monthly Rate - Tepeyac	\$2,034	Monthly fee for two-bedroom guest apartment based on approval of the Director.
Guest Apartment- Daily Rate - Villa Alvarado	\$75	Daily fee for two-bedroom guest apartment based on approval of the Director.
Guest Apartment - Monthly Rate - Villa Alvarado	\$2,134	Monthly fee for two-bedroom guest apartment based on approval of the Director.
Guest Room Fee (Chapultepec)	\$50	Per night fee
Guest Room Fee – South Campus Plaza Double Occupancy	\$90	Per night fee double occupancy
Guest Room Fee – South Campus Plaza Single Occupancy	\$80	Per night fee single occupancy
Guest Apartment Fee – South Campus Plaza One-bedroom	\$100	Per night fee
Guest Apartment Fee – South Campus Plaza Two-bedroom	\$150	Per night fee
Guest Room/Apartment Cancellation Fee	\$50-\$150	Equivalent to one-night stay
Health and Safety Cleaning	\$60	Minimum charge for spaces cleaned by professional staff.

Health and Safety Re-Inspection Fee	\$25	Fee for spaces that are re-inspected due to failed health and safety inspection
Holdover Fee	\$45	Per hour fee for residents who do not vacate the residence hall by the closing date and time specified in their License Agreement
Improper Check-out Fee	\$40	For any resident who does not check-out with a staff member or use express check-out
Lock-out Fee	\$25	For any resident who is let into their room by staff.
Loft Fee	\$100	For annual rental of loft kits and labor associated with lofting beds when deemed optional.
Meal Plan Cancellation Fee	\$25	Cancellation of meal plan
Overnight Guest Fee	\$45	Nightly fee for any non-resident staying in a residence hall other than prescribed number of allowed guest nights
Residence Hall Activity Fee	\$12.50	A per semester fee for the Residence Hall Association (fee established by RHA 5 CCR 42023)
Room Change Fee Pre-occupancy	\$30	For a completed room change request
Room Change Fee Post-occupancy	\$100	For a completed room change request
Service Fee	\$40	A nonrefundable, academic year, for splitting annual room and board fees into installments
Utilities Cap Fees	Varies	Pass-through cost of monthly electricity charges above utility cap of \$35 per person per month.

San Diego State University Housing Fees are approved as set forth above:



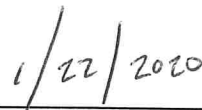
 Agnes Wong Nickerson
 Interim Vice President for Business and Financial Affairs



 Date



 Adela de la Torre
 President



 Date

Housing Facility Damages			
<u>Item</u>	<u>Activity</u>	<u>Charge</u>	
Appliance Repairs due to negligence	Repair/Replacement	TBD-Cost	
Bin - trash or recycle	Replacement	\$ 15	
Blanket	Replacement	\$ 28	
Blinds, vertical	Replacement	\$ 159	min
Bulletin Board	Replacement	\$ 150	
Bulletin Board	Repaint	\$ 90	
Bunkbeds, Unbunk	Service Fee	\$ 100	
Cabinetry	Repair/Replacement	TBD-Cost	
Carpet	Repair/Replacement	TBD-Cost	
Chair, Desk/dining/study room	Replacement	\$ 150	
Chair, Seminar rooms	Replacement	TBD-Cost	
Cleaning - rooms & upholstery	Service Fee	\$ 60	min
Couch, Apt./study	Replacement	\$ 1,000	
Counter top	Repair/Replacement	\$ 100	min
Desk	Replacement	\$ 235	
Dining room table	Replacement	\$ 423	
Dish Washer	Replacement	TBD-Cost	
Door closer	Replacement	\$ 400	
Door frame	Repaint	\$ 33	min
Door lock	Replacement	\$ 464	
Door stop	Replacement	\$ 15	
Door, bathroom	Replacement	\$ 400	
Door, Bedroom lockset	Replacement	\$ 260	
Door, Fire-rated	Replacement	\$ 1,000	
Door, Sliding glass	Replacement	TBD-Cost	
Doors, Sliding closet	Replacement	\$ 105	min
Dresser	Replacement	\$ 200	
Fan knobs	Replacement	\$ 5	
Fire equipment - vandalism	Repair/Replacement	TBD-Cost	
Floor tile, each	Replacement	\$ 99	min
Furniture	Repair	\$ 40	min
Furniture, rearrangement back to standard configuration	Service Fee	\$ 150	min
Garbage disposal	Replacement	\$ 166	min
Glass room number board	Replacement	\$ 95	
Hall lights	Replacement	\$ 37	min
Hutch	Replacement	\$ 110	
Key, Entry/access card	Replacement	\$ 25	
Key, Fob	Replacement	\$ 100	
Key, Room requires lock core change	Replacement	\$ 144	min
Ladder	Replacement	\$ 78	
Light, Exit	Replacement	\$ 87	min
Light, Floor lamps	Replacement	\$ 200	
Light, Lamp shade	Replacement	\$ 36	
Light, Overhead - (Bedroom)	Replacement	\$ 97	min
Light, Overhead - lens only	Replacement	\$ 32	
Loft Kit	Replacement	\$ 153	

"Min" indicates a typical minimum amount. Additional fees may be incurred pending the specifics of the particular damage.

Lounge furniture - removal from room, per piece	Service Fee	\$ 30	min
Lounge/Public Space Furniture	Replacement	TBD-Cost	
Loveseat, study/RA	Replacement	\$ 750	
Mattress	Replacement	\$ 120	
Mattress Cover (Zippered)	Repair	\$ 50	min
Mattress pad	Replacement	\$ 20	
Microfridge - large dents (1" or more deep, microfridge is replaced) - All halls	Replacement	\$ 500	
Microfridge - top	Replacement	\$ 68	
Microwave - complete	Replacement	\$ 435	
Microwave - complete - All halls (except Zura)	Replacement	\$ 500	
Microwave - complete - Zura	Replacement	\$ 700	
Microwave - glass tray	Replacement	\$ 30	
Mirror	Replacement	\$ 30	min
Paper towel dispenser	Replacement	\$ 125	
Pedestal, 2-drawer	Replacement	\$ 190	
Peephole	Replacement	\$ 75	
Pillow	Replacement	\$ 15	
Pillow cover	Replacement	\$ 15	
Refrigerator - large dents (1" or more deep, refrigerator is replaced)	Replacement	\$ 700	
Refrigerator - large dents (1" or more deep, refrigerator is replaced) - All halls, except 1/A	Replacement	\$ 400	
Refrigerator, complete	Replacement	\$ 650	
Refrigerator, drawer/rack (misc. parts)	Replacement	\$ 25	min
Safety Rail	Replacement	\$ 34	
Screen, missing or ruined	Replacement	\$ 30	min
Screen, missing or ruined (first floor)	Replacement	\$ 624	min
Security bar	Replacement	\$ 15	
Shower curtain	Replacement	\$ 15	
Sign, bathroom	Replacement	\$ 200	min
Sign, Door (bedroom)	Replacement	\$ 50	
Sign, evacuation	Replacement	\$ 50	
Sign, stairwell	Replacement	\$ 50	
Smoke detector (vandalism) + labor	Replacement	\$ 200	
Soap Dispenser	Replacement	\$ 73	
Stickers on windows, mirrors, walls, furniture	Service Fee	\$ 41	min
Stove - complete	Replacement	\$ 700	
Stove, drip pan (each)	Replacement	\$ 10	
Switch or outlet plate	Replacement	\$ 58	
Table legs, TV/study/lounge	Replacement	\$ 160	
Table, coffee	Replacement	\$ 350	
Table, end - apt./study	Replacement	\$ 200	
Table, end - study/suite/apt.	Replacement	\$ 200	
Table, Seminar rooms	Replacement	TBD-Cost	
Table, study	Replacement	\$ 275	
Tamper detector loop	Repair	\$ 58	
Thermostat	Replacement	\$ 223	
Toilet - complete	Replacement	\$ 235	min
Toilet paper dispenser	Replacement	\$ 118	

"Min" indicates a typical minimum amount. Additional fees may be incurred pending the specifics of the particular damage.

Toilet seat cover dispenser	Replacement	\$	68	
Towel hooks	Replacement	\$	68	
Upholstered overstuffed 1-seat chair	Replacement	\$	550	
Vacuum	Replacement	\$	175	
Vacuum tote	Replacement	\$	15	
Wall - holes & damages	Repair	\$	50	min
Walls	Repaint	\$	85	min
Wardrobe, missing or ruined	Replacement	\$	438	
Washer/Dryer	Replacement		TBD-Cost	
Window - complete	Replacement		TBD-Cost	
Window treatment - mechoshade	Replacement	\$	455	
Window Treatment - miniblinds in bedroom	Replacement	\$	100	

"Min" indicates a typical minimum amount. Additional fees may be incurred pending the specifics of the particular damage.

Office of Housing Administration
Division of Business and Financial Affairs
San Diego State University

**2019-20 Housing Cost Comparison between CSU and UC
(where meal plan is required - Smallest or closest to Flex 5 is used)**

Rank	Residence Hall Double	Amount	Rank	Residence Hall Single	Amount
1	UC Berkeley	\$17,420	1	UC Berkeley	\$19,350
2	UC Riverside	\$17,159	2	UC Riverside	\$18,959
3	UC Santa Barbara	\$17,091	3	UC Santa Barbara	\$18,951
4	UC Santa Cruz	\$16,938	4	UC Santa Cruz	\$18,864
5	SDSU	\$16,581	5	UC Los Angeles	\$18,336
6	UC Merced	\$16,475	6	SDSU	\$18,325
7	UC Irvine	\$15,866	7	UC Irvine	\$18,155
8	CSU Fullerton	\$15,732	8	UC Merced	\$17,560
9	UC Davis	\$15,204	9	UC Davis	\$16,785
10	Cal Poly Pomona	\$15,101	10	CSU Bakersfield	\$16,434
11	UC Los Angeles	\$15,000	11	CSU Monterey Bay	\$15,736
12	San Francisco State University	\$14,298	12	Sonoma State University	\$15,720
13	San Jose State University	\$14,100	13	San Jose State University	\$15,368
14	CSU East Bay	\$13,995	14	CSU Los Angeles	\$14,450
15	Cal Poly San Luis Obispo	\$13,911	15	Maritime Academy	\$14,304
16	CSU Channel Island	\$13,370	16	Humboldt State University	\$13,250
17	CSU Bakersfield	\$13,284	17	CSU San Bernardino	\$12,659
18	Sonoma State University	\$13,022	18	CSU Long Beach	\$12,470
19	CSU Monterey Bay	\$12,786	19	UC San Diego	\$11,801
20	Maritime Academy	\$12,488	20	CSU Stanislaus	\$11,695
21	CSU Los Angeles	\$11,879	21	Sacramento State University	\$11,591
22	Humboldt State University	\$11,672	22	CSU Chico	\$10,956
23	CSU Long Beach	\$11,470	23	CSU Fresno	\$10,799
24	CSU San Bernardino	\$11,036	24	UC San Francisco	N/A
25	Sacramento State University	\$10,991	25	CSU Channel Island	N/A
26	UC San Diego	\$10,818	26	CSU Northridge	N/A
27	CSU Stanislaus	\$10,770	27	CSU Fullerton	N/A
28	CSU Northridge	\$9,360	28	San Francisco State University	N/A
29	CSU Chico	\$9,306	29	CSU San Marcos	N/A
30	CSU Fresno	\$9,167	30	CSU East Bay	N/A
31	CSU Dominguez Hills	N/A	31	CSU Dominguez Hills	N/A
32	CSU San Marcos	N/A	32	Cal Poly Pomona	N/A
33	UC San Francisco	N/A	33	Cal Poly San Luis Obispo	N/A

Rank	Residence Hall Triple	Amount	Rank	Apartment Double	Amount
1	UC Riverside	\$15,944	1	Cal Poly Pomona	\$13,729
2	UC Merced	\$15,750	2	UC Santa Cruz	\$13,662
3	UC Berkeley	\$15,125	3	UC Berkeley	\$13,215
4	UC Santa Barbara	\$15,091	4	UC Merced	\$13,150
5	SDSU	\$15,045	5	CSU Channel Island	\$12,740
6	CSU Fullerton	\$14,332	6	San Francisco State University	\$12,450
7	Cal Poly Pomona	\$14,219	7	CSU Fullerton	\$11,664
8	UC Santa Cruz	\$13,986	8	Sacramento State University	\$11,545
9	UC Irvine	\$13,817	9	San Jose State University	\$11,251
10	UC Davis	\$13,750	10	UC San Diego	\$11,233
11	Cal Poly San Luis Obispo	\$13,476	11	CSU East Bay	\$11,145
12	San Jose State University	\$12,641	12	UC Davis	\$11,000
13	UC Los Angeles	\$12,294	13	Cal Poly San Luis Obispo	\$10,017
14	CSU East Bay	\$12,058	14	CSU San Bernardino	\$9,671
15	CSU Bakersfield	\$11,934	15	CSU Los Angeles	\$9,383
16	CSU Channel Island	\$11,780	16	SDSU	\$9,341
17	CSU Monterey Bay	\$11,752	17	Sonoma State University	\$9,144
18	Sonoma State University	\$11,014	18	UC Los Angeles	\$8,958
19	CSU Long Beach	\$10,470	19	CSU Northridge	\$8,811
20	CSU Los Angeles	\$10,179	20	CSU San Marcos	\$8,296
21	Humboldt State University	\$9,972	21	CSU Dominguez Hills	\$7,705
22	UC San Diego	\$9,874	22	UC Irvine	\$7,271
23	CSU Stanislaus	\$8,613	23	CSU Stanislaus	\$6,970
24	CSU Fresno	\$8,539	24	Humboldt State University	\$6,638
25	Sacramento State University	\$8,535	25	UC Santa Barbara	\$6,633
26	CSU Chico	\$8,084	26	UC San Francisco	\$5,454
27	CSU Dominguez Hills	N/A	27	CSU Monterey Bay	\$5,355
28	San Francisco State University	N/A	28	UC Riverside	\$3,600
29	UC San Francisco	N/A	29	CSU Chico	N/A
30	Maritime Academy	N/A	30	CSU Fresno	N/A
31	CSU Northridge	N/A	31	Maritime Academy	N/A
32	CSU San Bernardino	N/A	32	CSU Bakersfield	N/A
33	CSU San Marcos	N/A	33	CSU Long Beach	N/A

*Note: SDSU has made substantial investments in addressing deferred maintenance and acquired or built additional capacity unlike many CSU peers. The costs of construction are relatively in San Diego than many non-urban campus contexts. The rates reflect premiums due to the additional debt. SDSU also determines residence hall rates by room-type and not by building type, amenities, age, etc. based on the intention to provide residential learning community opportunities to all students.