



SAN DIEGO STATE  
UNIVERSITY


Business and Financial Affairs  
San Diego State University  
5500 Campanile Drive  
San Diego CA 92182-1620  
Tel: 619 · 594 · 5631  
Fax: 619 · 594 · 6022  
Email: tmccarron@mail.sdsu.edu

Thomas McCarron  
Vice President and CFO

**MEMORANDUM**

DATE: February 20, 2015

TO: Elliot Hirshman  
President

FROM: Tom McCarron   
Chair, President's Budget Advisory Committee

SUBJECT: President's Budget Advisory Committee  
Recommendation of February 12, 2015

Attached is the recommendation from the President's Budget Advisory Committee (PBAC) meeting of February 12, 2015 for approval of 2014/15 Academic Affairs one-time funding requests totaling \$855,000. Supporting materials are attached for your information. I recommend your approval.

If you have any questions, please let me know.

Attachments

**PRESIDENT'S BUDGET ADVISORY COMMITTEE**  
**February 12, 2015**

**RECOMMENDATION**

---


**Approve 2014/15 one-time funding requests:**

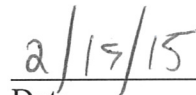
**Academic Affairs**

|                                  |         |
|----------------------------------|---------|
| SDSU STEM Readiness Initiative   | 150,000 |
| Library Student Computing Center | 580,000 |
| Professor of Practice            | 125,000 |

**2014/15 TOTAL    \$855,000**

Approved by:

  
\_\_\_\_\_  
Elliot Hirshman, President

  
\_\_\_\_\_  
Date

# **President's Budget Advisory Committee**

## **Meeting Agenda**

February 12, 2015

2:00p.m. @ MH-3318

### **I. Call to order**

- Call for amendments to agenda

### **II. Information Item**

### **III. Reports**

- 2014/15 Revenues (Attachment 1)
- 2014/15 Base Reserves (Attachment 2)
- 2014/15 One-Time Reserves (Attachment 3)

### **IV. Watch List**

- Master Plan Costs
- SUF Class Action Suit
- Unfunded Compensation Items

### **V. Funding Requests**

- AA one-time request - \$855,000 (Attachment 4)

### **VI. Multi-Year Budget (Attachment 5)**

### **VII. Voting Items**

### **VIII. New Business**

### **IX. Reminder**

- Next Meeting Date – February 26, 2015 at 2:00 p.m. in MH 3318

**SAN DIEGO STATE UNIVERSITY**  
2014/15 Revenue Estimates  
As of February 3, 2015

|                                         | 2013/14<br>Budget  | 2013/14<br>Actual  | Over/(Under)<br>Budget | %<br>Over/(Under)<br>Budget | 2014/15<br>Budget  | Year to Date<br>as of 2/3/2015 | Term End<br>Estimate | Over/(Under)<br>Budget | %<br>Over/(Under)<br>Budget |
|-----------------------------------------|--------------------|--------------------|------------------------|-----------------------------|--------------------|--------------------------------|----------------------|------------------------|-----------------------------|
| <b>Basic Tuition Fee - Resident</b>     |                    |                    |                        |                             |                    |                                |                      |                        |                             |
| Summer                                  | 9,891,223          | 9,846,972          | (44,252)               | -0.45%                      | 9,773,574          | 9,388,550                      | 9,388,550            | (385,024)              | -3.94%                      |
| Fall                                    | 73,124,671         | 74,589,065         | 1,464,394              | 2.00%                       | 72,765,955         | 74,776,004                     | 74,776,004           | 2,010,049              | 2.76%                       |
| Spring                                  | 66,653,619         | 68,421,495         | 1,767,876              | 2.65%                       | 66,525,656         | 66,525,656                     | 66,525,656           | 0                      | 0.00%                       |
| Sub-Total Basic Tuition - Resident      | 149,669,513        | 152,857,531        | 3,188,018              | 2.13%                       | 149,065,185        | 84,164,554                     | 150,690,210          | 1,625,025              | -1.18%                      |
| Tuition Fee Discounts                   | (41,381,900)       | (41,381,900)       | 0                      | 0.00%                       | (40,506,800)       | (40,506,800)                   | (40,506,800)         | 0                      | 0.00%                       |
| Net Basic Tuition - Resident            | 108,287,613        | 111,475,631        | 3,188,018              | 2.94%                       | 108,558,385        | 43,657,754                     | 110,183,410          | 1,625,025              | 1.50%                       |
| <b>Basic Tuition Fee - Non-Resident</b> |                    |                    |                        |                             |                    |                                |                      |                        |                             |
| Summer                                  | 888,777            | 960,296            | 71,519                 | 8.05%                       | 1,004,427          | 1,160,383                      | 1,160,383            | 155,956                | 15.53%                      |
| Fall                                    | 6,929,329          | 7,862,436          | 933,107                | 13.47%                      | 8,487,045          | 9,241,978                      | 9,241,978            | 754,933                | 8.90%                       |
| Spring                                  | 6,512,381          | 7,188,154          | 675,772                | 10.38%                      | 7,736,344          | 7,736,344                      | 7,736,344            | 0                      | 0.00%                       |
| Sub-Total Basic Tuition - Non-Resident  | 14,330,487         | 16,010,885         | 1,680,398              | 11.73%                      | 17,227,816         | 10,402,361                     | 18,138,705           | 910,889                | 5.29%                       |
| <b>Out-of-State Tuition</b>             |                    |                    |                        |                             |                    |                                |                      |                        |                             |
| Summer                                  | 389,333            | 529,292            | 139,959                | 35.95%                      | 384,600            | 658,068                        | 658,068              | 273,468                | 71.10%                      |
| Fall                                    | 5,216,408          | 8,041,131          | 2,824,723              | 54.15%                      | 5,848,000          | 9,070,599                      | 9,070,599            | 3,222,599              | 55.11%                      |
| Spring                                  | 4,705,271          | 7,175,772          | 2,470,501              | 52.50%                      | 5,218,000          | 5,218,000                      | 5,218,000            | 0                      | 0.00%                       |
| Sub-Total Out-of-State Tuition          | 10,311,012         | 15,746,195         | 5,435,183              | 52.71%                      | 11,450,600         | 9,728,667                      | 14,946,667           | 3,496,067              | 30.53%                      |
| <b>International Tuition</b>            |                    |                    |                        |                             |                    |                                |                      |                        |                             |
| Summer                                  | 428,531            | 685,224            | 256,693                | 59.90%                      | 429,600            | 828,444                        | 828,444              | 398,844                | 92.84%                      |
| Fall                                    | 3,195,795          | 5,822,752          | 2,626,957              | 82.20%                      | 3,651,000          | 7,638,751                      | 7,638,751            | 3,987,751              | 109.22%                     |
| Spring                                  | 3,073,862          | 5,546,308          | 2,472,446              | 80.43%                      | 3,478,000          | 3,478,000                      | 3,478,000            | 0                      | 0.00%                       |
| Sub-Total International Tuition         | 6,698,188          | 12,054,284         | 5,356,096              | 79.96%                      | 7,558,600          | 8,467,195                      | 11,945,195           | 4,386,595              | 58.03%                      |
| <b>TOTAL TUITION</b>                    | <b>139,627,300</b> | <b>155,286,996</b> | <b>15,659,696</b>      | <b>11.22%</b>               | <b>144,795,400</b> | <b>72,255,977</b>              | <b>155,213,977</b>   | <b>10,418,577</b>      | <b>7.20%</b>                |
| <b>Application Fee</b>                  |                    |                    |                        |                             |                    |                                |                      |                        |                             |
|                                         | 2,294,000          | 3,261,001          | 967,001                | 42.15%                      | 2,294,000          | 3,197,910                      | 3,197,910            | 903,910                | 39.40%                      |
| <b>TOTAL APPLICATION FEE</b>            | <b>2,294,000</b>   | <b>3,261,001</b>   | <b>967,001</b>         | <b>42.15%</b>               | <b>2,294,000</b>   | <b>3,197,910</b>               | <b>3,197,910</b>     | <b>903,910</b>         | <b>39.40%</b>               |
| <b>TOTAL</b>                            | <b>141,921,300</b> | <b>158,547,997</b> | <b>16,626,697</b>      | <b>11.72%</b>               | <b>147,089,400</b> | <b>75,453,887</b>              | <b>158,411,887</b>   | <b>11,322,487</b>      | <b>7.70%</b>                |

[1] Campus Basic Tuition Fee Calculation:

|                            |                    |
|----------------------------|--------------------|
| B 2014-01                  | 166,552,988        |
| SDSU Adjustments (a)       | 1,927,326          |
| Designated for DPT program | (2,107,314)        |
|                            | <u>166,273,000</u> |

(a) SDSU adjusts the CO fee calculation to account for campus discretionary fee waivers, student mix and enrollment projections.

[2] Includes \$2 million increase in budget; Non-Resident and International Tuition budget is allocated by tuition type and term based on prior year percentage of each tuition type revenue.

[3] Term estimates are based on actual revenues.

[4] Term estimates are based on budgeted revenues.

**Base Budget Reserve <sup>[a]</sup>**

|                                                                  |                                                                                |              |                  |
|------------------------------------------------------------------|--------------------------------------------------------------------------------|--------------|------------------|
| 2014/15 Beginning Base Budget Reserve Balance                    |                                                                                |              | <b>4,236,929</b> |
|                                                                  | Net Campus and BL Adjustments                                                  |              | 2,652,800        |
|                                                                  | Increase in Non-Resident Tuition Budget                                        |              | 2,000,000        |
| 2014/15 Base Budget Reserve                                      |                                                                                |              | <b>8,889,729</b> |
| 2014/15 Approved Base Funding Requests                           |                                                                                |              |                  |
| Academic Affairs                                                 |                                                                                |              |                  |
|                                                                  | Academic Advising Center - Increase the Number of Advisors                     | 5/29/14 PBAC | (192,984)        |
|                                                                  | International Recruitment                                                      | 5/29/14 PBAC | (155,584)        |
|                                                                  | Honors College                                                                 | 5/29/14 PBAC | (253,480)        |
|                                                                  | On-line Course Development                                                     | 5/29/14 PBAC | (201,480)        |
|                                                                  | GRA IT                                                                         | 5/29/14 PBAC | (193,616)        |
|                                                                  | Communications Director (Enrollment Services)                                  | 5/29/14 PBAC | (104,720)        |
|                                                                  | Out-of-state Recruiter                                                         | 5/29/14 PBAC | (52,832)         |
|                                                                  | JDP fees w/UCSD                                                                | 5/29/14 PBAC | (98,000)         |
|                                                                  | IT Share-support                                                               | 5/29/14 PBAC | (60,000)         |
|                                                                  | Research Technicians                                                           | 5/29/14 PBAC | (149,600)        |
| Academic Affairs - <i>Encumbered in 2014/15, Base in 2015/16</i> |                                                                                |              |                  |
|                                                                  | Tenure/Tenure Track Faculty (cross unit and multi-disciplinary collaborations) | 5/29/14 PBAC | (1,066,680)      |
|                                                                  | 2014/15 Resident Enrollment Growth of 175 FTES                                 | 5/29/14 PBAC | (1,233,350)      |
| Student Affairs                                                  |                                                                                |              |                  |
|                                                                  | Internship and Employment Specialist                                           | 5/29/14 PBAC | (83,175)         |
|                                                                  | Recruitment and Retention of Underrepresented Students                         | 5/29/14 PBAC | (64,000)         |
|                                                                  | AOD Strategic Plan Task Force 2014/15 Resource Request                         | 5/29/14 PBAC | (46,363)         |
|                                                                  | Evening Cart Service Expanded Hours                                            | 5/29/14 PBAC | (25,000)         |
|                                                                  | Women's Resource Center                                                        | 5/29/14 PBAC | (71,050)         |
| Business & Financial Affairs                                     |                                                                                |              |                  |
|                                                                  | President's Climate Commitment Administration                                  | 5/29/14 PBAC | (20,000)         |
|                                                                  | Athletics                                                                      | 5/29/14 PBAC | (80,000)         |
|                                                                  | Conversion of EO Specialist to ER Manager                                      | 5/29/14 PBAC | (37,000)         |
|                                                                  | Address vulnerabilities in plumbing & electrical systems                       | 5/29/14 PBAC | (181,373)        |
|                                                                  | Construction Administrator                                                     | 5/29/14 PBAC | (134,640)        |
| University Relations & Development                               |                                                                                |              |                  |
|                                                                  | Videographer                                                                   | 5/29/14 PBAC | (97,240)         |
|                                                                  | Director of Development, CBA                                                   | 5/29/14 PBAC | (127,160)        |
|                                                                  | Sr. Director of Regional Relations & Events within Development                 | 5/29/14 PBAC | (134,640)        |
|                                                                  | Annual Wealth Screening                                                        | 5/29/14 PBAC | (25,000)         |
|                                                                  | Donor Relations Stewardship Events                                             | 5/29/14 PBAC | (15,000)         |
| 2014/15 Estimated Base Budget Reserve Balance                    |                                                                                |              | <b>3,975,762</b> |

[a] All allocations for position funding are inclusive of average benefits costs.



**One-Time Reserve <sup>[a]</sup>**

2014/15 Beginning One-Time Reserve Balance 10,844,769

2014/15 Approved One-Time Funding Requests

Academic Affairs

|                                                                                 |              |           |
|---------------------------------------------------------------------------------|--------------|-----------|
| Honors College                                                                  | 5/29/14 PBAC | (30,000)  |
| Community Arts Events                                                           | 5/29/14 PBAC | (85,000)  |
| Learning Analytics                                                              | 5/29/14 PBAC | (70,000)  |
| International Programs                                                          | 5/29/14 PBAC | (100,000) |
| Undergraduate Research                                                          | 5/29/14 PBAC | (65,000)  |
| Zahn Center (SDSU match)                                                        | 5/29/14 PBAC | (250,000) |
| 2014/15 Resident Enrollment Growth of 175 FTES                                  | 5/29/14 PBAC | (320,381) |
| Non-Resident Enrollment Growth of 448                                           | 5/29/14 PBAC | (881,047) |
| SDCC funds to offset instructional costs of SDSU non-resident remedial students | 5/29/14 PBAC | (150,000) |
| GRA IT                                                                          | 5/29/14 PBAC | (300,000) |
| Lottery Restoration                                                             | 5/29/14 PBAC | (417,000) |
| Summer SMART Upgrades                                                           | 5/29/14 PBAC | (450,000) |
| Lab Renovations                                                                 | 5/29/14 PBAC | (600,000) |
| Corky McMillan Real Estate Center                                               | 5/29/14 PBAC | (250,000) |

Academic Affairs - Encumbered in 2014/15, One-time in 2015/16

|                                               |               |             |
|-----------------------------------------------|---------------|-------------|
| New Tenure/Tenure Track Faculty Start-Up      | 5/29/14 PBAC  | (2,240,000) |
| The Brazil Program                            | 10/16/14 PBAC | (500,000)   |
| Critical Academic Needs (Support for Faculty) | 10/16/14 PBAC | (2,250,000) |
| Enrollment Growth (405 FTES Fall 2014)        | 10/16/14 PBAC | (293,440)   |

Student Affairs

|                               |               |          |
|-------------------------------|---------------|----------|
| Aztec Mentor Program          | 5/29/14 PBAC  | (38,000) |
| AOD Strategic Plan Task Force | 5/29/14 PBAC  | (99,810) |
| Sexual Violence Task Force    | 12/11/14 PBAC | (75,000) |

Business & Financial Affairs

|                                               |              |           |
|-----------------------------------------------|--------------|-----------|
| Community Policing Enhancements               | 5/29/14 PBAC | (300,000) |
| Celebrating Aztec Faculty & Staff             | 5/29/14 PBAC | (40,000)  |
| President's Climate Commitment Administration | 5/29/14 PBAC | (40,000)  |
| Facility Painting Initiative                  | 5/29/14 PBAC | (500,000) |

University Relations & Development

|                               |              |           |
|-------------------------------|--------------|-----------|
| Branding & Marketing - Year 2 | 5/29/14 PBAC | (495,000) |
| SIMS Lost Alumni Project      | 5/29/14 PBAC | (100,000) |

Institutional

|                                                             |               |             |
|-------------------------------------------------------------|---------------|-------------|
| Staff Professional Development                              | 5/29/14 PBAC  | (250,000)   |
| Enhancing Campus and Culture (ECCC) initiatives             | 5/29/14 PBAC  | (1,000,000) |
| SDSU Research Foundation                                    | 5/29/14 PBAC  | (1,117,000) |
| Destination SDSU                                            | 5/29/14 PBAC  | (260,000)   |
| Engineering Addition & Renovation - Concept Design Services | 5/29/14 PBAC  | (400,000)   |
| Engineering and Interdisciplinary Sciences (ENIS) Building  | 12/11/14 PBAC | (5,000,000) |

SubTotal 2014/15 Approved One-Time Funding Requests (18,966,678)

2014/15 PENDING One-Time Funding Requests

Academic Affairs

|                                  |           |
|----------------------------------|-----------|
| SDSU STEM Readiness Initiative   | (150,000) |
| Library Student Computing Center | (580,000) |
| Professor of Practice            | (125,000) |

SubTotal 2014/15 PENDING One-Time Funding Requests (855,000)

2014/15 Funding Sources

|                                                                                     |            |
|-------------------------------------------------------------------------------------|------------|
| AA - Encumbered in 2014/15, Base in 2015/16 - available for one-time use in 2014/15 | 2,300,030  |
| Estimated Tuition and Fee Revenues over Budget                                      | 11,322,487 |
| Estimated One-Time Carry-forward of Base Budget Reserve                             | 3,975,762  |

2014/15 Estimated One-Time Reserve Balance 8,621,370

[a] All allocations for position funding are inclusive of average benefits costs.

February 4, 2015

## Academic Affairs – One-time funding request

**Total Request: \$855,000**

### **SDSU STEM readiness Initiative**

**\$150,000**

Our specific aims include developing a first year experience for incoming STEM students includes a STEM-Start Summer Program that is focused on pre-science readiness, the establishment of a STEM-start learning community, supplemental STEM workshops and a Calculus course re-design. We have designed the program around two guiding strategies for success in STEM, problem based learning and cross/interdisciplinary training.

Specific program goals: Do the STEM-Start summer and learning community programs: 1) help increase success in STEM courses as measured by course and STEM GPA, 2) increase student satisfaction with SDSU and their collegiate experience, 3) have a positive effect on students' sense of purpose, 4) Increase science literacy.

|         |                               |           |
|---------|-------------------------------|-----------|
| Budget: | Salaries & Benefits           | \$121,572 |
|         | Trainings & Travel            | \$ 8,000  |
|         | Workshop leaders/focus groups | \$ 20,428 |

### **LIBRARY Student Computing Center**

**\$580,000**

The Student Computing Center, second floor of Love Library, is a critical learning space and highly visible to students, faculty, staff, and visitors. There are 389 student computer stations in this area as well as Library and ETS service desks to assist students and faculty with their technology needs. The current space has carpeting that is soiled, torn, and in critical need of replacement. The furniture is outdated and many of the workstation tables are in poor repair.

The Student Computing Center (SCC) provides students with access to over 30 software packages that support specific courses and programs. The SCC is used regularly for orientations, online class testing with proctors, K-12 groups, the Summer Bridge Program for first time freshmen, and other Educational Opportunity Programs. In addition, the SCC has been used occasionally for large course instruction and this demand has been increasing. The current configuration is outdated and stationary; this does not allow flexibility for reconfiguration to optimally support these different instructional needs. The configuration also does not support the collaborative work students are regularly required to do for their classes.

|         |                                   |           |
|---------|-----------------------------------|-----------|
| Budget: | Polished Concrete                 | \$105,000 |
|         | Furniture (increase to 401 seats) | \$300,000 |
|         | Electrical & Facility Services    | \$175,000 |

February 4, 2015

**Professor of Practice**

**\$125,000**

Academic Affairs and Graduate Division would like support to develop a "Professor of Practice" as a limited position in which a graduating Ph.D., post-doc or research professor who has developed a technology at SDSU is allocated funds for a year to try to commercialize the technology. Depending on the situation, this person might also make use of the Zahn or Lavin resources. This is typically a low-cost venture (post-doc salary, in kind use of a lab, lab supplies), but it has potentially high reward. We propose starting with one position and if it is successful, we might add 1 or 2 more over time.

Our inaugural candidate for this position is Jeremy Barr, is a graduate from the Viromics lab who has identified the presence of bacteriophage in human breast milk, and shown that breast milk, and specific components of breast milk, increase the adherence of bacteriophage particles to mucosal surfaces.

|         |                   |          |
|---------|-------------------|----------|
| Budget: | Salary & benefits | \$75,000 |
|         | Supplies          | \$50,000 |



## SDSU Multi-Year Budget Plan

### Institutional Base Reserve

|                                                                  | 2012/13        | 2013/14           | 2014/15          | 2015/16       |
|------------------------------------------------------------------|----------------|-------------------|------------------|---------------|
| <b>Beginning Balance</b>                                         | <b>209,533</b> | <b>11,525,283</b> | <b>4,236,929</b> | <b>3,975,</b> |
| Tuition Rollback/Buyback                                         | (9,381,000)    | 9,844,000         |                  |               |
| GF Base adjustments                                              | 3,991,300      | 6,408,000         | 1,612,400        |               |
| Enrollment Growth funding                                        |                | 1,388,000         | 836,000          |               |
| on fee discount adjustment based on campus relative student need |                | (4,100)           |                  |               |
| Basic Tuition Revenue (net of SUG tuition discounts)             |                | 1,246,100         | 3,148,100        |               |
| Non-Resident Tuition Budget                                      |                | 2,000,000         | 2,000,000        |               |
| Est. Mandatory Costs                                             | (1,605,000)    | (10,259,000)      | (2,718,500)      | (225          |
| Est. Multi-Year Commitments [a]                                  | (225,200)      | (225,200)         | (225,200)        | (225          |
| Divisional Allocation                                            | 12,274,490     |                   |                  |               |
| University Non-Divisional Reduction                              | 6,261,160      | (6,261,160)       |                  |               |
| AA Strategic Initiatives                                         |                | (880,982)         | (803,528)        |               |
| AA Critical Support Needs                                        |                | (1,198,709)       | (668,768)        |               |
| SA Strategic Initiatives                                         |                | (1,134,243)       | (264,588)        |               |
| SA Critical Support Needs                                        |                |                   | (25,000)         |               |
| BFA Strategic Initiatives                                        |                | (488,000)         | (20,000)         |               |
| BFA Critical Support Needs                                       |                | (1,500,000)       | (433,013)        |               |
| URD Strategic Initiatives                                        |                | (143,000)         | (97,240)         |               |
| URD Critical Support Needs                                       |                | (480,300)         | (301,800)        |               |
| Instit Strategic Initiatives                                     |                | (400,000)         |                  |               |
| Instit Critical Support Needs                                    |                | (100,000)         |                  |               |
| Encumbered for 2014/15 AA Faculty hires                          |                | (5,099,760)       |                  |               |
| Encumbered for 2015/16 AA Faculty hires                          |                |                   | (2,300,030)      |               |

**PRESIDENT'S BUDGET ADVISORY COMMITTEE  
DECEMBER 15, 2014  
MINUTES**

| <b>Voting Members Present:</b> | <b>Area Budget Reps Present:</b> | <b>Staff Present:</b> | <b>Guests Present:</b> |
|--------------------------------|----------------------------------|-----------------------|------------------------|
| Tom McCarron                   | Kathy LaMaster                   | Crystal Little        |                        |
| Andrea Dooley                  | Agnes Wong Nickerson             | Nance Lakdawala       |                        |
| Douglas Deutschman             | Linda Lewiston                   |                       |                        |
| Mary Ruth Carleton             |                                  |                       |                        |
| Chukuka S. Enwemeka            |                                  |                       |                        |
| Eric Rivera                    |                                  |                       |                        |
| David Ely                      |                                  |                       |                        |
| Cezar Ornatowski               |                                  |                       |                        |

**Voting Members Absent:**  
Alex Padua

- I. **Call to order** - VP McCarron called the meeting to order at 2:00 p.m. VP McCarron inquired if there were any amendments to the agenda but there were none
- II. **Information Items** - None
- III. **Reports**
  - **2014/15 Revenues (Attachment 1)** – VP McCarron presented the revenues which are about \$200,000 higher because of updated tuition figures.
  - **2014/15 Base Reserves (Attachment 2)** – VP McCarron said there was no change since the previous meeting.
  - **2014/15 One-Time Reserves (Attachment 3)** – VP McCarron said the attachment includes the funding requests that were approved at our last meeting. There was some discussion about reserves and everyone agreed we want to keep a minimum of \$7M. VP Carleton said the 3-year funding requests have worked well in that regard. Divisions should also review what can be repurposed. VP McCarron mentioned we will have a funded resident enrollment increase next year of .75%.
- IV. **Watch List**

**PRESIDENT'S BUDGET ADVISORY COMMITTEE  
FEBRUARY 12, 2015  
MINUTES**

|                                |                                  |                       |                        |
|--------------------------------|----------------------------------|-----------------------|------------------------|
| <b>Voting Members Present:</b> | <b>Area Budget Reps Present:</b> | <b>Staff Present:</b> | <b>Guests Present:</b> |
| Tom McCarron                   | Kathy LaMaster                   | Crystal Little        |                        |
| Megan Collins                  | Agnes Wong Nickerson             | Nance Lakdawala       |                        |
| Douglas Deutschman             | Linda Lewiston                   |                       |                        |
| Mary Ruth Carleton             | Sarah Slaughter                  |                       |                        |
| Chukuka S. Enwemeka            |                                  |                       |                        |
| Eric Rivera                    |                                  |                       |                        |
| Jacqueline Karczewski          |                                  |                       |                        |
| David Ely                      |                                  |                       |                        |
| Cezar Ornatowski               |                                  |                       |                        |

**Voting Members Absent:**

Eric Rivera

- I. **Call to order** - VP McCarron called the meeting to order at 2:03 p.m. VP McCarron inquired if there were any amendments to the agenda but there were none. VP McCarron introduced Jacqueline Karczewski, A.S. Vice President of External Relations, who is replacing Alex Padua as voting member, due to a class scheduling conflict.
- II. **Information Items** – VP McCarron explained that since our last meeting in December, Governor Brown has released his 2015-16 Budget which was about the same amount that we had anticipated. There is an expected 4% increase, but still a \$97M gap between the amount we requested and the amount allocated. The Governor is in favor of \$25M in one-time deferred maintenance funding for the CSU. We now await the May Revise. California revenues are above the estimated amount and include a “rainy day” fund as well.
- III. **Reports**
  - **2014/15 Revenues (Attachment 1)** – VP McCarron presented the revenues which are about \$100,000 higher in residential tuition, \$100,000 higher in international tuition, and \$900,000 higher in application fees.
  - **2014/15 Base Reserves (Attachment 2)** – VP McCarron said the reserve figures have not changed from our last meeting.
  - **2014/15 One-Time Reserves (Attachment 3)** – VP McCarron said the figures assume the funding requests presented today will be approved. At \$8.6M, the reserves are about \$200,000 higher than in December.

#### IV. Watch List

- **Master Plan Costs** – We are working with our attorneys on this item. The new capital funding authority may impact this project. Provost Enwemeka would like more information about the history of the Master Plan. Bob Schulz will give a presentation at our next meeting.
- **SUF Class Action Suit** – AVP Wong Nickerson said the case from 2009 is going to trial in April. It pertains to our raising the tuition twice in one year prior to registration since the State reduced our support by \$650M with very short notice.
- **Unfunded Compensation**– There is a 3% pool this year. Equity programs will be funded by the campus.

#### V. Funding Requests

- **Academic Affairs one-time request \$855,000 (Attachment 4)** – AVP LaMaster presented the three initiatives which have already been provided to BRAT and AR&P for input.

*SDSU STEM Readiness* - Academic Affairs would like to develop pilot data to apply for a grant and become self-sustainable. The first year would be limited to a day program. It is very important to assess the data. Data would be collected in the summer and assessed in the fall.

*Library Student Computing Center* - AA would like to redo the flooring and enhance the atmosphere in the library. They will form a committee (including Student Disability Services) to interact in the process. They are hoping to procure more modular furniture which would provide more seating and make the library more inviting.

*Professor of Practice* - AA is hoping to support a “Professor of Practice” position for a young scholar to conduct his research at SDSU. The inaugural candidate is Jeremy Barr who would be mentored by Dr. Forest Rohwer in Biology. This is a one-time request to determine if the program would be successful. Dr. Deutschman said AR&P had some reservations about this item as the process may not be fair to other colleges.

#### VI. Multi-Year Budget (Attachment 5) – VP McCarron presented the multi-year budget. He said we need to be careful not bring our one-time fund balance too low.

#### VII. Voting Items – Members decided to vote separately on the funding requests presented today. Dr. Ornatowski moved, VP Carleton seconded, and the motion passed unanimously for the SDSU STEM Readiness Initiative. Dr. Deutschman moved, Dr. Ornatowski seconded, and the motion passed unanimously for the Library Student Computing Center Initiative. VP Carleton moved, Provost Enwemeka seconded, and the motion passed with one abstention for the Professor of Practice Initiative.

**VIII. New Business – None.**

**IX. Reminder –** The meeting was adjourned at 2:45 p.m. Our next meeting is scheduled for Thursday, March 12th, 2015 at 2:00 p.m. in MH-3318. (The February 26<sup>th</sup> meeting was cancelled.)